

TUBO LAMINADO A FRIO

REDONDO			
Dimensões (mm)	Euro / metro		
	0,80	1,00	1,25
10	0,439	0,510	0,622
12	0,479	0,520	0,653
13	0,510	0,581	0,704
14	0,500	0,571	0,714
16	0,541	0,622	0,826
17	0,612	0,694	0,877
18	0,602	0,694	0,877
19	0,632	0,755	0,928
20	0,663	0,755	0,959
22	0,714	0,806	1,040
25	0,806	0,898	1,183
28	0,928	1,071	1,336
29	0,959	1,112	1,387
30	0,949	1,112	1,387
32	1,020	1,193	1,479
35	1,112	1,306	1,632
38	1,285	1,489	1,918
40	1,275	1,510	1,938
42	1,408	1,744	2,366
43	1,571	1,877	2,428
45	1,510	1,744	2,234
48	1,877	2,091	2,713
50	1,958	2,183	2,836
55	2,152	2,407	3,121
60	2,346	2,632	3,407

RECTANGULAR			
Dimensões (mm)	Euro / metro		
	0,80	1,00	1,25
15 x 10	0,571	0,653	0,796
20 x 10	0,632	0,704	0,867
20 x 15	0,714	0,826	1,020
25 x 10	0,745	0,836	1,030
25 x 15	0,836	0,949	1,163
25 x 20	0,969	1,091	1,336
30 x 10	0,826	0,949	1,163
30 x 15	0,898	1,030	1,275
30 x 20	0,979	1,051	1,377
30 x 25	1,153	1,316	1,642
35 x 10	0,938	1,071	1,326
35 x 15	1,051	1,204	1,479
35 x 20	1,153	1,316	1,642
35 x 25	1,295	1,469	1,826
40 x 10	1,071	1,214	1,499
40 x 15	1,193	1,336	1,663
40 x 20	1,193	1,275	1,663
40 x 25	1,408	1,591	1,979
40 x 30	1,469	1,581	2,091
40 x 35	1,642	1,846	2,305
50 x 10	1,265	1,448	1,785
50 x 15	1,418	1,622	2,009
50 x 20			1,897
50 x 30			2,183
70 x 20			2,448

QUADRADO			
Dimensões (mm)	Euro / metro		
	0,80	1,00	1,25
10 x 10	0,479	0,520	0,632
12 x 12	0,530	0,612	0,755
14 x 14	0,592	0,694	0,857
16 x 16	0,673	0,796	0,969
18 x 18	0,755	0,887	1,102
20 x 20	0,826	0,898	1,183
22 x 22	0,898	1,020	1,295
25 x 25	1,030	1,061	1,408
28 x 28	1,153	1,285	1,663
30 x 30	1,193	1,234	1,683
32 x 32	1,326	1,540	1,918
35 x 35	1,459	1,642	2,101
38 x 38	1,642	1,969	2,438
40 x 40	1,673	2,071	2,581
45 x 45	2,234	2,591	3,233
50 x 50	2,489	2,887	3,590

TUBO DECAPADO E OLEADO

REDONDO		
Dimensões (mm)	Euro / metro	
	1,50	2,00
10	0,707	
12	0,781	
13	0,888	
14	0,839	1,036
15	0,808	1,463
16	0,824	1,037
17	0,946	1,560
18	0,855	1,065
19	0,995	1,260
20	0,952	1,184
22	1,074	1,348
25	1,160	1,454
26	1,238	1,558
28	1,374	1,728
29		
30	1,365	1,727
32	1,469	1,875
33		
34		
35	1,612	2,067
38	1,757	2,258
40	1,846	2,369
41		0,000
42	1,925	2,463
43		
45	1,925	2,668
48	2,207	2,856
50	2,372	3,022
55	2,643	3,524
57	2,979	3,839
60	2,851	3,575
63	3,310	4,264
65	3,419	4,427
70	3,340	4,243
73		
75		
76	3,588	4,636
80	3,939	5,005
83		5,687
89	4,401	5,684
90		5,939
95	4,902	6,281
100	5,157	6,682
120		8,439

QUADRADO		
Dimensões (mm)	Euro / metro	
	1,50	2,00
10 x 10	0,650	
12 x 12	0,806	
14 x 14	0,889	
15 x 15	0,951	1,188
16 x 16	0,920	1,158
18 x 18	1,177	1,467
20 x 20	1,170	1,563
22 x 22	1,464	1,848
25 x 25	1,408	1,920
28 x 28	1,573	2,535
30 x 30	1,677	2,158
32 x 32	2,160	2,732
35 x 35	2,015	2,605
38 x 38		
40 x 40	2,220	2,904
45 x 45	2,699	3,425
50 x 50	3,002	3,838
55 x 55	3,406	4,055
60 x 60	3,667	4,671
70 x 70	4,293	5,480
75 x 75		
80 x 80	4,655	6,020
90 x 90		7,303
100 x 100		7,560
120 x 120		

RECTANGULAR		
Dimensões (mm)	Euro / metro	
	1,50	2,00
15 x 10	1,012	
16 x 10	1,046	
20 x 10	0,955	0,952
20 x 15	1,192	1,479
25 x 10	1,117	0,000
25 x 15	1,246	1,546
25 x 20	1,482	1,626
30 x 10	1,267	1,568
30 x 15	1,354	1,731
30 x 20	1,419	1,812
30 x 25	1,831	2,325
32 x 13		
35 x 10	1,487	
35 x 15	1,526	1,934
35 x 20	1,747	2,187
35 x 25	1,945	2,470
40 x 10	1,536	1,958
40 x 15	1,647	2,093
40 x 20	1,690	2,191
40 x 25	1,995	2,531
40 x 30	2,020	2,567
40 x 35	2,456	2,925
45 x 10	1,718	
45 x 15	1,887	
45 x 20	1,983	2,544
45 x 25	2,146	2,743
45 x 30	2,338	2,977
45 x 35	2,519	3,250
50 x 10	1,831	2,333
50 x 15	2,068	2,626
50 x 20	2,033	2,591
50 x 25	2,210	2,825
50 x 30	2,266	2,923
50 x 35	2,686	3,454
50 x 40	2,737	3,474
55 x 25		
55 x 35		
60 x 10	2,146	2,726
60 x 15	2,324	2,960
60 x 20	2,368	3,027
60 x 25	2,654	3,391
60 x 30	2,545	3,335
60 x 40	2,797	3,672
60 x 50		4,438
70 x 20	2,768	3,542
70 x 25	3,010	3,658
70 x 30	3,044	3,863
70 x 40	3,318	4,168
70 x 50	0,000	4,975
80 x 20	3,158	4,013
80 x 30	3,427	4,385
80 x 40	3,422	4,442
80 x 50	4,186	5,280
80 x 60	4,642	5,622
90 x 20		0,000
90 x 30	3,900	4,975
90 x 40		5,544
90 x 50		5,893
100 x 20	4,099	5,230
100 x 30	4,236	5,287
100 x 40	4,240	5,338
100 x 50	4,498	5,687
100 x 60		6,778
100 x 80		7,636
120 x 40		6,623
120 x 60		6,931



17/ABRIL/2017

Preços sujeitos a I.V.A. A taxa legal

Esta Tabela pode ser alterada sem aviso prévio

ESTRUTURAL

GAMA I

REDONDO			
Dimensões (mm)	Euro / metro		
	3,00	4,00	5,00
25			
30	2,547		
32			
38	3,295		
40	3,399		
45	3,857		
48	4,122		
50	4,315	5,629	
55	5,040	6,574	
57	5,233	6,840	
60	5,231	6,834	8,743
63	5,801	7,614	
65	0,000	0,000	
70	6,147	8,063	
75	0,000	0,000	
76,1	6,701	8,810	11,316
80	7,063	9,292	
83	7,734	10,188	
88,9	8,315	10,948	13,995
90	7,979	10,497	
95	8,906	11,968	
100	9,390	12,375	15,896
114,3	10,196	13,498	14,880
120	10,726	14,113	
125	11,185	14,740	19,082

QUADRADO			
Dimensões (mm)	Euro / metro		
	3,00	4,00	5,00
30 x 30	2,960	3,697	
35 x 35	3,557	0,000	
38 x 38	3,913	0,000	
40 x 40	3,798	4,840	6,009
45 x 45	4,725	6,059	
50 x 50	4,891	6,275	7,888
60 x 60	5,970	7,723	9,512
70 x 70	7,063	9,172	11,661
80 x 80	8,142	10,606	13,579
90 x 90	9,489	12,448	15,190
100 x 100	10,315	13,465	17,314

RECTANGULAR			
Dimensões (mm)	Euro / metro		
	3,00	4,00	5,00
30 x 20	2,248		
40 x 20	2,922		
40 x 25	3,214		
40 x 27	3,328		
40 x 30	3,354		
45 x 25	3,354		
45 x 30	3,646		
45 x 35	3,912	5,005	
50 x 20	3,410		
50 x 25	3,157		
50 x 30	3,916	5,090	
50 x 35	3,916		
50 x 40	4,662	5,970	
60 x 20	4,091		
60 x 25	4,383		
60 x 30	4,472	5,729	
60 x 40	5,043	6,465	7,916
60 x 50	4,994	7,520	
70 x 30	5,043	6,465	
70 x 40	4,875	7,459	9,095
70 x 50	6,148	7,952	10,061
80 x 20	5,259		
80 x 25	5,538		
80 x 30	6,161	7,940	
80 x 40	6,148	7,952	9,825
80 x 45	6,707	8,689	
80 x 50	6,764	8,858	10,899
80 x 60	7,285	9,618	11,900
90 x 30	6,619	8,770	
90 x 40	6,999	9,082	11,484
90 x 50	7,266	9,451	11,992
100 x 20	6,415		
100 x 30	7,291	9,451	
100 x 40	7,266	9,451	11,992
100 x 50	7,943	10,337	12,987
100 x 60	8,508	11,096	13,976
100 x 80	9,640	12,618	15,832
110 x 70	9,489	12,448	
120 x 30	7,943		
120 x 40	9,235	12,029	15,332
120 x 50	8,943	11,674	14,965
120 x 60	9,640	12,636	15,618
120 x 80	10,783	14,080	17,570
140 x 50			
140 x 60	11,077	14,468	17,811
150 x 50	10,932	14,276	17,811



17/ABRIL/2017

Preços sujeitos a I.V.A. A taxa legal

Esta Tabela pode ser alterada sem aviso prévio

ESTRUTURAL
GAMA II

REDONDO				
Dimensões (mm)	Euro / metro			
	3,00	4,00	5,00	6,00
76,1				13,418
80				14,058
88,9				16,072
100				17,921
101,6				18,912
113				21,186
114,3				20,907
125				22,692
127	11,518	15,196		23,078
133	12,072	15,943	20,373	24,251
139,7	12,676	16,824	21,413	25,531
152	14,381	19,082	24,272	28,966
152,4	14,502	19,082	24,404	29,100
159	14,437	19,213	24,504	29,141
164	14,944	19,839	24,608	
168,3	15,317	20,333	25,917	30,952
177,8	16,198	21,467	27,462	32,751
193,7	18,430	24,435	31,242	37,280
200	19,082	25,219	32,184	38,490
219,1	20,907	27,697	35,402	42,242

QUADRADO				
Dimensões (mm)	Euro / metro			
	3,00	4,00	5,00	6,00
50 x 50				9,477
60 x 60				11,530
70 x 70				13,788
80 x 80				15,885
90 x 90				18,584
100 x 100				20,629
110 x 110	12,576	16,514	20,883	24,669
120 x 120	13,350	16,851	21,180	25,205
125 x 125	14,354	18,927	23,881	28,315
130 x 130	14,595	19,168	23,945	28,327
140 x 140	15,700	20,246	24,980	30,016
150 x 150	16,393	22,255	26,911	31,903
160 x 160	18,546	24,033	29,437	35,429
175 x 175	20,325	26,930	32,625	39,766

RECTANGULAR				
Dimensões (mm)	Euro / metro			
	3,00	4,00	5,00	6,00
60 x 40				9,654
70 x 40				11,124
70 x 50				12,664
80 x 50				13,580
80 x 60				14,747
90 x 50				14,747
90 x 60				0,000
100 x 40				14,747
100 x 50				15,666
100 x 60				16,812
100 x 80				19,307
120 x 40				17,682
120 x 60				18,677
120 x 80				21,027
120 x 100		16,079	19,923	23,693
140 x 60				21,453
140 x 70	11,979	15,752	19,841	23,361
140 x 80	12,576	16,514	20,883	24,669
150 x 50				21,453
150 x 70	12,753	16,742	21,430	25,317
150 x 75		16,895	21,926	25,316
150 x 100	14,354	18,927	23,552	27,747
160 x 80	13,178	17,326	22,063	26,596
160 x 90			24,504	29,065
160 x 120	16,362	21,633	27,717	32,812
160 x 140	17,403	22,865	29,104	34,451
180 x 60	13,719	18,038		37,793
180 x 80	14,989	19,689	24,922	29,495
180 x 100	16,133	21,341	27,007	31,972
180 x 120	17,403	22,865	29,104	34,451
180 x 140	18,546	24,517	31,058	36,927
200 x 80	16,133	21,341	27,007	31,972
200 x 100	17,403	22,865	29,104	34,451
200 x 120	19,644	25,807	31,227	37,037
200 x 150	20,605	27,299	34,114	40,546
220 x 120				40,446
250 x 100	20,605	27,299	35,085	41,651

Preços sujeitos a I.V.A à taxa legal.
Esta tabela pode ser alterada sem aviso prévio

ESTRUTURAL	GAMA III
-------------------	-----------------

REDONDO						
Dimensões (mm)	Euro / metro					
	3,00	4,00	5,00	6,00	7,00	8,00
100					23,149	25,560
101,6						
114,3					26,593	29,485
125					28,644	31,663
139,7					32,160	35,645
159					36,785	40,843
168,3					39,032	43,310
177,8					42,413	47,043
193,7					45,217	50,172
200					46,762	51,954
219,1					51,387	57,016
244,5		30,907	39,450	47,211	61,676	68,689
273	25,951	34,558	44,127	52,824	67,515	75,181
323,9		41,198	52,551	62,853	80,459	89,556

QUADRADO						
Dimensões (mm)	Euro / metro					
	3,00	4,00	5,00	6,00	7,00	8,00
80 x 80					21,130	23,026
90 x 90					24,434	26,694
100 x 100					26,178	28,615
110 x 110					30,617	33,556
120 x 120					32,326	35,433
125 x 125					33,757	37,085
130 x 130					37,371	41,059
140 x 140					38,239	41,986
150 x 150					41,254	45,329
160 x 160					44,431	48,989
175 x 175					49,991	55,107
180 x 180	21,517	27,704	33,440	39,971	50,423	55,630
200 x 200		30,869	37,883	45,478	56,537	62,410
220 x 220		35,838	44,526	52,950		71,876
250 x 250		41,940	50,820	60,449	73,149	81,002



17/ABRIL/2017

Preços sujeitos a I.V.A. A taxa legal
Esta Tabela pode ser alterada sem aviso prévio

ESTRUTURAL	GAMA III
-------------------	-----------------

RECTANGULAR						
Dimensões (mm)	Euro / metro					
	3,00	4,00	5,00	6,00	7,00	8,00
100 x 60					21,990	23,985
100 x 80					25,253	27,610
120 x 60					25,253	27,610
120 x 80					27,774	30,403
120 x 100					31,400	34,434
140 x 60					27,774	30,403
140 x 70						33,808
140 x 80					30,795	33,755
150 x 50					27,934	30,582
150 x 70					31,863	34,954
150 x 75						0,000
150 x 100					33,798	37,131
160 x 80					33,033	36,227
160 x 90					35,855	39,122
160 x 120					39,265	43,141
160 x 140					41,405	45,633
180 x 80					36,169	39,706
180 x 100					38,705	42,511
180 x 120					42,814	47,086
180 x 140					45,349	50,026
200 x 80						44,873
200 X 100					42,260	46,462
200 X 120					45,349	50,026
200 X 150					50,042	55,164
200 X 160	22,071	29,160	36,102	42,926	51,527	56,879
220 X 120						55,538
220 X 140						55,501
250 X 100					50,815	56,038
250 X 150		31,680	38,990	46,374	58,391	64,509
250 X 200		36,638	47,168	55,508	67,763	75,014
260 X 140				46,673		66,219
260 X 180				51,626		73,167
300 X 100		30,869	39,244	46,680		65,441
300 X 150		34,814	44,333	55,508		76,073
300 X 200		42,451	52,082	61,950	76,806	85,150



17/ABRIL/2017

Preços sujeitos a I.V.A. A taxa legal
Esta Tabela pode ser alterada sem aviso prévio

REDONDO

Dimensões (mm)	Euro / metro					
	5,00	6,00	7,00	8,00	10,00	12,00
125					41,782	
139,7					47,078	55,597
168,3					57,367	68,099
193,7					66,634	79,137
219,1					73,312	87,093
244,5					85,982	102,345
273					92,208	109,683
323,9					109,967	134,217

QUADRADO

Dimensões (mm)	Euro / metro					
	5,00	6,00	7,00	8,00	10,00	12,00
100 x 100					35,524	
110 x 110					40,783	
120 x 120					43,690	50,263
125 x 125					47,462	0,000
130 x 130					58,908	58,908
140 x 140					53,047	61,659
150 x 150					56,950	66,128
160 x 160					61,670	71,464
175 x 175					69,766	84,197
180 x 180					69,319	82,427
200 x 200					78,313	96,525
220 x 220					89,800	104,435
250 x 250					97,209	113,399
260 x 260	54,804	65,348	79,958	88,649	111,744	132,539

RECTANGULAR

Dimensões (mm)	Euro / metro					
	5,00	6,00	7,00	8,00	10,00	12,00
120 x 80					37,740	
120 x 100					42,262	
140 x 60					37,654	
140 x 70					0,000	
140 x 80					41,254	
150 x 50					37,012	
150 x 70					42,933	
150 x 100					45,889	53,057
160 x 80					44,754	55,050
160 x 90					48,289	
160 x 120					0,000	71,504
180 x 80					51,188	60,232
180 x 100					54,448	63,473
180 x 120					59,366	71,639
200 x 100					58,054	66,916
200 x 120					62,486	73,591
200 x 150					69,101	81,831
200 x 160					72,030	81,158
220 x 120					69,469	
250 x 100					70,167	81,831
250 x 150					81,457	95,973
250 x 200					94,445	112,541
260 x 140					83,077	
260 x 180					92,113	
300 x 100					84,220	100,386
300 x 150					95,853	114,683
300 x 200					109,090	130,398
300 x 220	54,804		80,765	89,575	113,391	136,241

ESTRUTURAL
GAMA V

REDONDO	
Dimensões (mm)	12,50
168,3	73,014
193,7	85,031
219,1	96,889
244,5	108,752
273	122,147
323,9	146,029
355,6	
406,4	
457	
508	
558,8	
609,6	

QUADRADO	
Dimensões (mm)	12,50
100 x 100	49,066
110 x 110	50,749
120 x 120	54,275
125 x 125	59,823
130 x 130	62,903
140 x 140	71,980
150 x 150	70,934
160 x 160	76,488
175 x 175	89,958
180 x 180	88,684
200 x 200	100,574
220 x 220	
250 x 250	135,321
260 x 260	141,318
300 x 300	
350 x 350	
400 x 400	
500 x 500	

RECTANGULAR	
Dimensões (mm)	12,50
150 x 100	59,823
160 x 80	56,743
160 x 90	
160 x 120	
180 x 80	66,994
180 x 100	68,896
180 x 120	75,701
200 x 100	70,003
200 x 120	81,763
200 x 150	88,979
200 x 160	96,069
220 x 120	
250 x 100	89,956
250 x 150	108,455
250 x 200	124,017
260 x 140	110,734
260 x 180	121,009
300 x 100	108,455
300 x 150	123,549
300 x 200	139,737
300 x 220	150,766
400 x 200	
400 x 300	
450 x 250	
500 x 200	
500 x 300	

Preços sujeitos a I.V.A à taxa legal.
Esta tabela pode ser alterada sem aviso prévio

TUBO SENDZIMIR

REDONDO				
Dimensões (mm)	Euro / metro			
	1,00	1,20	1,50	2,00
16	0,770	0,903	1,037	1,324
18	0,842	0,985	1,129	1,468
19	0,883	1,047	1,201	1,560
20	0,913	1,078	1,191	1,581
22	0,975	1,160	1,345	1,745
25	1,078	1,242	1,447	1,930
28	1,262	1,499	1,745	2,279
30	1,283	1,478	1,611	2,125
32	1,375	1,437	1,714	2,248
35	1,509	1,745	1,889	2,412
38	1,724	2,053	2,207	2,905
40	1,663	1,457	1,868	2,669
42	1,960	2,012	2,340	3,120
43	2,135	2,135	2,617	3,438
45	2,196	1,847	2,299	3,028
48	2,391	1,765	2,248	3,233
50		2,402	2,730	3,736
55			3,367	4,444
57			3,490	4,608
60			3,089	4,311
65			3,993	5,286
70			4,054	5,707
76			4,691	6,210
80			5,163	6,846
89			5,953	7,893
100				7,739

QUADRADO				
Dimensões (mm)	Euro / metro			
	1,20	1,50	2,00	3,00
14 x 14	0,913	0,975	1,242	
16 x 16	1,016	1,108	1,406	
18 x 18	1,232	1,324	1,724	
20 x 20	1,160	1,283	1,745	
22 x 22	1,427	1,550	2,012	
25 x 25	1,437	1,591	2,237	
28 x 28	1,847	2,012	2,628	
30 x 30	1,847	1,847	2,576	
32 x 32	2,125	2,320	3,028	
35 x 35	2,166	2,463	3,264	
40 x 40	2,340	2,463	3,500	5,625
45 x 45		3,202	4,177	
50 x 50		3,397	4,680	7,072
60 x 60		4,393	6,066	8,509
80 x 80		5,830	8,180	12,101
100 x 100		7,185	10,274	14,913

RECTANGULAR		
Dimensões (mm)	Euro / metro	
	1,50	2,00
20 x 10	1,016	1,314
20 x 15	1,211	1,560
25 x 10	1,211	1,560
25 x 15	1,488	1,817
25 x 20	1,591	2,063
30 x 10	1,488	1,817
30 x 15	1,437	1,909
30 x 20	1,601	2,166
30 x 25	1,971	2,586
35 x 10	1,591	2,063
35 x 15	1,786	2,227
35 x 20	1,971	2,586
35 x 25	2,166	2,833
40 x 10	1,786	2,330
40 x 15	2,094	2,474
40 x 20	1,878	2,525
40 x 25	2,248	2,966
40 x 30	2,474	3,397
45 x 15	2,166	2,833
45 x 20	2,350	3,089
45 x 25	2,443	3,202
45 x 35	2,802	3,695
50 x 10	2,299	2,833
50 x 14	2,186	3,089
50 x 20	2,463	3,089
50 x 25	3,202	3,982
50 x 30	2,556	3,438
50 x 35	3,120	4,106
50 x 40	3,397	4,424
60 x 10	2,699	3,336
60 x 15	2,730	3,438
60 x 20	2,843	3,767
60 x 25	3,120	4,106
60 x 30	3,007	3,931
60 x 40	3,325	4,383
70 x 20	3,171	4,177
70 x 30	3,531	4,660
70 x 40	4,136	5,460
70 x 50	4,444	6,220
80 x 20	3,777	4,660
80 x 30	4,136	5,152
80 x 40	4,147	5,481
80 x 50	4,824	6,384
80 x 60	5,214	6,887
90 x 40	4,824	6,384
90 x 50	5,214	6,887
100 x 30	5,625	6,199
100 x 40	6,066	7,298
100 x 50	6,507	7,318
100 x 60	6,949	7,913
100 x 80		9,710
120 x 60		9,710



Preços sujeitos a I.V.A à taxa legal.

Esta tabela pode ser alterada sem aviso prévio

17/ABRIL/2017

PERFIS ESPECIAIS

TUBO CORRIMÃO

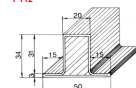
Ref.	B	H	A	Espessura	€m
223	48	26	60	1,50	3,230
627	41	22	54	1,50	2,820
628	38	20	50	1,50	2,650
629	35	20	45	1,50	2,450
626	50	30		1,50	2,750
Meia Cana	50	25		1,50	2,550



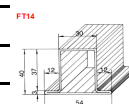
TUBOS ESPECIAIS COM ABAS PARA A CONSTRUÇÃO CIVIL E AFINS

Ref.	B	H	A	C	D	Espessura	Nº Abas	€m
FT 12	50	34	20	31	15	1,50	2	2,829
FT 16	50	20	20	17	15	1,50	2	2,480
FT 20	45	35	15	32	15	1,50	2	2,770
FT 21	50	50	20	46	15	2,00	2	5,470
FT 22	58	40	30	37	14	1,50	2	3,330
FT 14	43	40	30	37	14	1,50	1	2,920
FT 15	47	34	35	31	12	1,50	1	2,780
FT 17	35	20	20	17	15	1,50	1	1,850
FT 18	30	35	15	32	15	1,50	1	2,210
FT 19	39	50	40	46	19	2,00	1	4,980
FT 14 (galvanizado)	43	40	30	37	14	1,50	1	3,370
FT 15 (galvanizado)	47	34	35	31	12	1,50	1	3,500
FT 18 (galvanizado)	30	35	15	32	15	1,50	1	2,560
FT 19 (galvanizado)	39	50	40	46	19	2,00	1	6,550

FT12

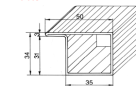


FT 12

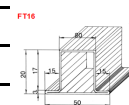


FT 14

FT15

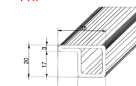


FT 15



FT 16

FT17

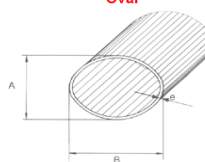


FT 17

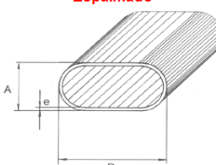
TUBOS ESPECIAIS DIVERSOS

Ref.	B	H	Espessura	€m
OVAL	60	30	1,50	2,500
OVAL	75	12	1,50	2,220
OVAL	26	18	2,00	1,300
OVAL	45	20	2,00	2,035
ESPALMADO	32	20	1,00	0,845
ESPALMADO	30	15	1,25	0,805
ESPALMADO	30	15	1,50	1,110
ESPALMADO	40	20	1,50	1,520
ESPALMADO	60	30	1,50	2,500
ESPALMADO	60	30	2,00	3,200
ESPALMADO	40	20	2,00	1,950
ESPALMADO	45	20	2,00	2,050
SEMI-TRAPEZOIDAL	95 x 65	40	2,60	5,700
SEMI-OBLIQUO	70 x 15	30	2,00	3,450
SEMI-OBLIQUO	70 x 60 x 50	30	2,00	3,550

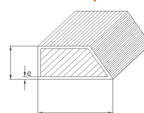
Oval



Espalmado



Semi-Trapez



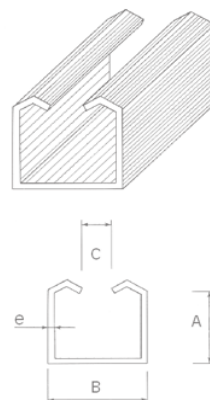
Semi-Obliquo



CALHAS ESPECIAIS

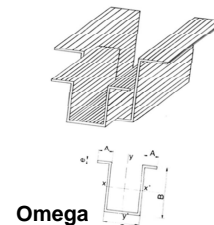
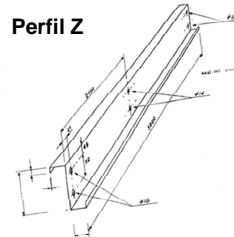
CALHA APOLO

Ref.	B	A	Espessura	€/kg - Preta	€/kg - Galv
F 71	25	19	1,00		2,99
F 73	33	30	2,00	1,94	2,88
F 74	43	51	2,30	1,88	2,88
F 76	57	67	3,20	1,88	
F 77	26	17	1,25		2,99



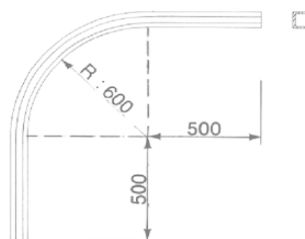
OUTRAS CALHAS

Ref.	B	A	Espessura	€/kg - Preta	€/kg - Galv
PERFIL " Z "			2,00	1,96	2,99
OMEGA	25 x 32	70	3,00	1,850	2,99



CURVAS APOLO

Ref.	Espessura	€/Uni Preta	€/Uni Galv
F 73	2,00	12,200	17,230
F 74	2,30	24,330	34,200
F 76	3,20	36,685	



Características:
(curvas)

Raio: 600 mm
Angulo: 90°
Comprimento: 2000 mm

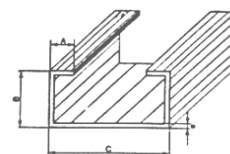
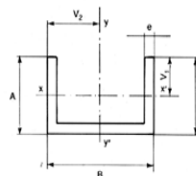
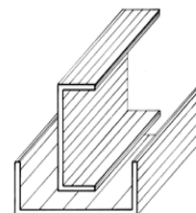


17/ABRIL/2017

Preços sujeitos a I.V.A. A taxa legal
Esta Tabela pode ser alterada sem aviso prévio

CALHAS " U "

Dimensões		€/ Kg						
A	B	1,50	2,00	2,60	3,00	3,20	3,50	4,00
12	20	1,412						
15	20	1,412	1,382					
15	30		1,382					
20	30			1,245				
20	40			1,245	1,245			
20	45		1,382					
21	45		1,382					
22	30		1,382					
24	20		1,382					
25	20		1,382					
25	25	1,412	1,382		1,245			
25	50		1,382	1,245	1,245	1,245	1,245	1,245
26	25		1,382					
27	32		1,382					
28	31		1,382					
28	65							1,245
29	26		1,382					
29	41				1,245			
30	30	1,412			1,245			
30	60			1,245	1,245	1,245	1,245	1,245
30	80				1,245			
31	28		1,382					
31	38				1,245			
32	28		1,382					
32	45		1,382					
32	106			1,245				
35	40				1,245			
35	60				1,245			
35	70				1,245	1,245	1,245	1,245
35	100				1,245	1,245		
40	50							1,245
40	80				1,245	1,245		1,245
40	100				1,245			
45	60							1,245
45	90				1,245	1,245		1,245
50	100			1,245	1,245	1,245		1,245
50	110							1,245
50	115							1,245
50	120					1,245		1,245
50	150				1,245			
60	80				1,245			
60	100				1,245			
60	120				1,245			
65	120					1,245		
10 x 30	70			1,343				
12 x 22	40		1,412					
12 x 32	32		1,412					
15 x 20	80				1,343			
15 x 25	50				1,343			
15 x 35	70				1,343			
15 x 40	80				1,343			
15 x 45	90				1,343			
15 x 50	100				1,343			
20 x 25	80				1,343			1,343
20 x 30	20				1,343			
20 x 40	120				1,343			
20 x 40	140				1,343			
20 x 45	120				1,343			
20 x 45	125		1,412					
20 x 50	120				1,343			
20 x 50	150				1,343			
25 x 50	120				1,343			
30 x 90	17			1,343				
45 x 90	45 x 20				1,343			



PME lider

17/ABRIL/2017

TUBOS PARA CANALIZAÇÕES


Diâmetro Nominal	Série Média		Série Ligeira	
	€/ m		€/ m	
	Preto	Galvanizado	Preto	Galvanizado
	Liso		Liso	
3/8 "	1,323	1,808	1,075	1,466
1/2 "	1,761	2,417	1,380	1,894
3/4 "	2,094	2,941	1,846	2,598
1 "	3,112	4,378	2,560	3,607
1 1/4 "	3,950	5,587	3,245	4,578
1 1/2 "	4,549	6,491	4,121	5,882
2 "	6,415	9,070	5,206	7,357
2 1/2 "	8,299	11,706	7,385	10,421
3 "	10,831	15,218	8,699	12,211
3 1/2 "	11,868	16,379	10,545	14,780
4 "	16,084	22,432	12,858	17,930
5 "	21,899	30,341	16,227	23,184
6 "	26,125	36,089	19,425	27,752

Preços sujeitos a I.V.A à taxa legal.
Esta tabela pode ser alterada sem aviso prévio



17/ ABRIL/2017

TUBOS DECORATIVOS



CARACTERÍSTICAS	TIPO	DIMENSÕES	€/ Unidade
BARRAS DE TUBO DECORATIVO	T - 20	5,8	11,885
BARRAS DE TUBO DECORATIVO	T - 25	5,8	13,869
BARRAS DE TUBO DECORATIVO	T - 30	5,8	15,821
BARRAS DE TUBO DECORATIVO	T - 35	5,8	18,169

CARACTERÍSTICAS	TIPO		€/ Unidade
BARRAS DE TUBO DECORATIVO	H 595 e F580	20	18,800
BARRAS DE TUBO DECORATIVO	H 595 e F580	25	21,900
BARRAS DE TUBO DECORATIVO	H 595 e F580	30	26,700
BARRAS DE TUBO DECORATIVO	H 595 e F580	35	35,900

Preços sujeitos a I.V.A à taxa legal.
Esta tabela pode ser alterada sem aviso prévio